



**SAM INTERNATIONAL  
SCHOOL**

**Holiday's Homework  
Class -II**

**2026-27**

Dear Parents,

Holidays are not only the time for children to take a break from regular work...but also a chance to unfold their hidden talent. This vacation we encourage our little champs to be more creative and expressive in their work and in their thought process...like running water we will keep on working with new energy and enthusiasm, as it is also said, **'Running water never grows stale'**, so you just have to keep flowing like it. Summer Vacation is a time full of fun games and activities. With that there are a lot of other things which you can do, so we have planned some interesting work engaging activities to help and make your summer full of creativity.

Dear Students,

Here's what you can do: -

- ▶ Go for morning/evening walk and talk about things you see around.
- ▶ Keep your surroundings clean and green.
- ▶ Show your concern and spend time with your Grandparents/Parents
- ▶ Play different games at home like hide-and-seek, football, Ludo, chess etc.
- ▶ Make ample use of magic words like Please, Sorry, Excuse me, Thank you.
- ▶ Practice and try to improve your handwriting.
- ▶ **Try to converse in English.**
- ▶ Choose any one object/picture every day, speak a few lines on it to develop your speaking skills. **(Keep a record of names of objects for the class presentation.)**

Submission Date for holiday's homework: **3<sup>rd</sup> July'2026**

### English

- 1) Read any two stories with moral values, find and write 10 new words from each story, arrange them in alphabetical order.

After reading, complete:

Write 5 new words

Write their meaning (simple words)

Use 2 word in a sentence

👉 Example: brave, polite, glad, unique, ample

Sentence: Raman is a **brave** and a **polite** boy.

- 2) Learn any one story and narrate in the class using finger/ hand puppets after vacation.
- 3) Picture Writing (Weekly – 2 times)

(For picture refer any story book, magazine, newspaper etc.)

Write 5 simple sentences about it

👉 Example:

This is a park.

Children are playing.etc....

## Hindi

रोज़ पढ़ो (10 मिनट)



यह कार्य केवल 15 दिनों तक करना है।

हिंदी की कोई कहानी/पाठ पढ़ें। 2 नए शब्द, उनके अर्थ लिखें तथा वाक्य बनाएं।

1) चित्र देखकर लिखो (सप्ताह में 2 बार)

कोई चित्र बनाएं (बगीचा, स्कूल)

4-5 वाक्य लिखें

📖 उदाहरण:

यह एक बगीचा है।

यहाँ पेड़ हैं।.....आदि

2) रचनात्मक कार्य : विलोम शब्द।

विद्यार्थी विलोम शब्दों का प्रयोग करते हुए कोई भी रचनात्मक आकृति बना सकते हैं, जैसे –  
मछली, कैटरपिलर, फूल आदि।

बच्चे रंगीन कागज़, स्केच पेन, क्रेयॉन आदि की सहायता से सुंदर प्रस्तुति तैयार करें। प्रत्येक भाग में एक विलोम शब्दों की जोड़ी लिखें।

सहायता के लिए नीचे दिए गए चित्रों का उपयोग भी किया जा सकता है।



[https://youtube.com/shorts/RZKrqjEl6uQ?si=CEO\\_EJIDZGbfPk2m](https://youtube.com/shorts/RZKrqjEl6uQ?si=CEO_EJIDZGbfPk2m)

<https://youtube.com/shorts/EoxNodcP5L4?si=-EyhZFX5WAzsLB7K>

<https://youtube.com/shorts/oXmTGnjCKXI?si=N7I642QnhkzkkbjY>

[https://youtu.be/cTAD2D9Go2Q?si=WO64q9\\_LPgEIBiJC](https://youtu.be/cTAD2D9Go2Q?si=WO64q9_LPgEIBiJC)

## Math

Create scene using cutouts of different shapes example:



These are just examples and use your own creativity and create your best scene on an A4 sheet.


2) Fun with dice: Roll a dice thrice or take three dice once and note down the outcomes and then form all the three digit numbers: For example: - 624 (426, 246, 642, 264, 462)



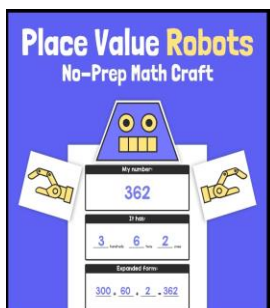
3) Practice number name and place value (1-999).

4) Practice expanded form and place value till 999. Create a craft work using any one 3-digit number on A-4 sheet refer the attached images according to your roll no.:

Roll no. 1-9 Prepare Robo craft:




Roll number 10 to 17: Place value robot



Roll number 18-25: City scene craft



Roll number 26- 34: Hot air balloon craft



## EVS

1) "Helping Hands" Activity 🧤

For 5 days, help your family in small tasks like:

- \* Arranging toys
- \* Watering plants
- \* Setting the table
- \* Folding clothes
- \* Fixing and removing clips (pegs) from cloth line(rope).
- \* Filling the water bottles in the refrigerator.


Draw a ★ for each day you helped.

Write 1 sentence (Do it in EVS Notebook):


🧤 "I helped my mother by watering plants."

2) Draw a healthy plate in your EVS Notebook by drawing a big circle and dividing it into four parts with the help of a scale and show the following:

### 1. Four healthy food



### 2. Four Exercises



### 3. Four clean habits



Note: Draw on 3 different pages and make it colourful. (Refer the images attached and use only crayons /pencil colour)

## ART & CRAFT

Activity: Tree with origami craft

Dear Students,

Let's make your holidays colorful and creative!

Your art & craft holiday homework is to make a beautiful and colorful tree with origami sheets

Steps to follow:

1. Take A4 size sheet
2. Make trunk and branches with black sketch pen.
3. take rainbow color origami sheets
4. take one colour and start tearing and make crumpled small balls same goes for every colour.
5. start sticking your crumpled balls in rainbow colour sequence this will be yours leafs of the tree.
6. Add sun, clouds, bird to make it more interesting. With sketch pen or crayons.

